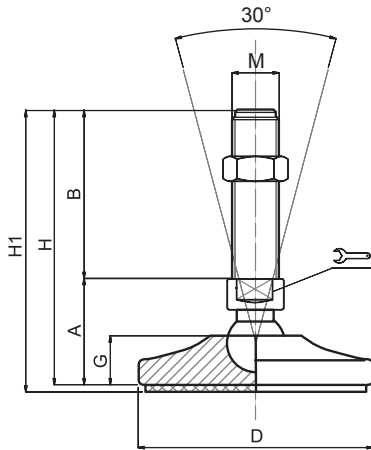
























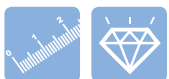
## Embases inox massif

Ø 160

Embase inox Tige inox  
Pied articulé à rotule

| CODE      |              | DESIGNATION | DIMENSIONS |     |     |   |   |     |    |     | CHARGE MAXI |        |
|-----------|--------------|-------------|------------|-----|-----|---|---|-----|----|-----|-------------|--------|
| Standard  | avec semelle |             | A          | B   | D   |  | M   | G   | H  | H1  | Newton      |        |
| MA-10934  | MA-10935     | M20x75      | 49         | 75  | 160 | 20  |    | M20 | 26 | 124 | 127         | 50 000 |
| MA-10936  | MA-10937     | M20X100     | 49         | 100 | 160 | 20  |    | M20 | 26 | 149 | 152         | 50 000 |
| MA-10938  | MA-10939     | M20X125     | 49         | 125 | 160 | 20  |    | M20 | 26 | 174 | 177         | 50 000 |
| MA-10940  | MA-10941     | M20X150     | 49         | 150 | 160 | 20  |    | M20 | 26 | 199 | 202         | 50 000 |
| MA-10942  | MA-10943     | M20X175     | 49         | 175 | 160 | 20  |    | M20 | 26 | 224 | 227         | 50 000 |
| MA-10944  | MA-10945     | M20X200     | 49         | 200 | 160 | 20  |    | M20 | 26 | 249 | 252         | 50 000 |
| MA-10946  | MA-10947     | M24X75      | 49         | 75  | 160 | 20  |    | M24 | 26 | 124 | 127         | 60 000 |
| MA-10948  | MA-10949     | M24X100     | 49         | 100 | 160 | 20  |   | M24 | 26 | 149 | 152         | 60 000 |
| MA-10950  | MA-10951     | M24X125     | 49         | 125 | 160 | 20  |  | M24 | 26 | 174 | 177         | 60 000 |
| MA-10952* | MA-10953*    | M24X150     | 49         | 150 | 160 | 20  |  | M24 | 26 | 199 | 202         | 60 000 |
| MA-10954  | MA-10955     | M24X175     | 49         | 175 | 160 | 20  |  | M24 | 26 | 224 | 227         | 60 000 |
| MA-10956* | MA-10957*    | M24X200     | 49         | 200 | 160 | 20  |  | M24 | 26 | 249 | 252         | 60 000 |
| MA-10958  | MA-10959     | M30X100     | 49         | 100 | 160 | 26  |  | M30 | 26 | 149 | 152         | 70 000 |
| MA-10960  | MA-10961     | M30X125     | 49         | 125 | 160 | 26  |  | M30 | 26 | 174 | 177         | 70 000 |
| MA-10962* | MA-10963*    | M30X150     | 49         | 150 | 160 | 26  |  | M30 | 26 | 199 | 202         | 70 000 |
| MA-10964  | MA-10965     | M30X175     | 49         | 175 | 160 | 26  |  | M30 | 26 | 224 | 227         | 70 000 |
| MA-10966* | MA-10967*    | M30X200     | 49         | 200 | 160 | 26  |  | M30 | 26 | 249 | 252         | 70 000 |
| MA-10968  | MA-10969     | M30X225     | 49         | 225 | 160 | 26  |  | M30 | 26 | 274 | 277         | 70 000 |
| MA-10970  | MA-10971     | M30X250     | 49         | 250 | 160 | 26  |  | M30 | 26 | 299 | 302         | 70 000 |
| MA-10972  | MA-10973     | M36X150     | 51         | 150 | 160 | 32  |  | M36 | 26 | 201 | 204         | 80 000 |
| MA-10974  | MA-10975     | M36X200     | 51         | 200 | 160 | 32  |  | M36 | 26 | 251 | 254         | 80 000 |

\* Référence disponible au pas fin (code + P2)



**MATIERE** Embase en inox AISI 304 (316 sur demande).  
Tige en inox AISI 304 (316 sur demande)  
livrée sans écrou.  
Semelle en caoutchouc NBR dureté 70° shore.  
Sur demande support livré sans semelle (code standard).

**NOTE** Réalisation de dimensions et finitions spéciales de tiges filetées.  
Semelle spéciale (EPDM, nitrile, caoutchouc anti-trace...) sur demande.