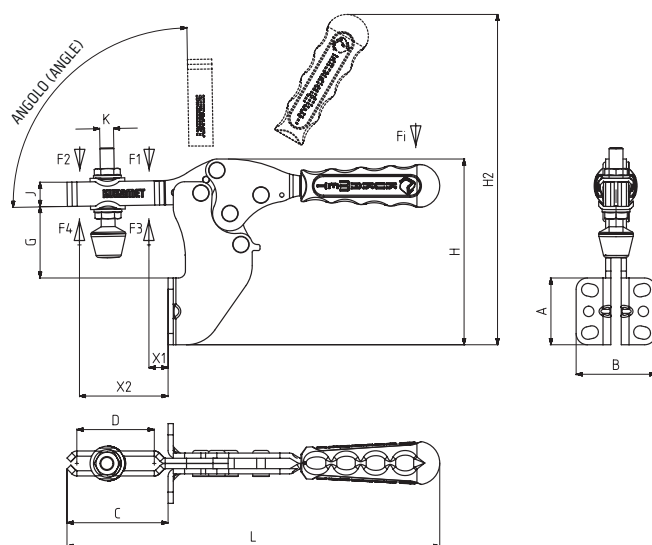



MODELLO NR	NERO (NOIR)	F1 (N)	F2 (N)	F3 (N)	F4 (N)	Fi		FILETTO PUNTAELE (FILETAGE PRESSEUR)	ANGOLO (ANGLE) ($\pm 5^\circ$)	PESO (POIDS) (gr $\pm 2\%$)
						(X1) CARICO (CHARGE) (F1:F)	(X2) CARICO (CHARGE) (F2:F)			
113 - 1	B 113-	850	650	1000	800	7:1	3:1	M5X35	90°	155
113 - 2	B 113-	1000	750	1200	1000	7:1	3:1	M6X40	90°	270
113 - 3	B 113-	2300	1250	2500	1350	8:1	4:1	M8X50	90°	420
113 - 4	B 113-	3500	1800	3650	2000	9:1	4:1	M10X70	90°	940
113 - 5	B 113-	4500	2000	5000	2125	10:1	5:1	M12X80	90°	1840

F1 - F2 : FORZA DI ESERCIZIO (FORCE EXERCEE), F3 - F4 : CAPACITA' DI TENUTA (CAPACITE DE MAINTIEN), Fi : FORZA APPLICATA (FORCE APPLIQUEE)

113



Base Forntale
Base de Montage Frontale



113-L
Pagina/Page: 12



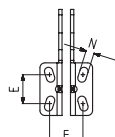
113-D
Pagina/Page: 11



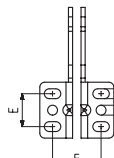
213
Pagina/Page: 21



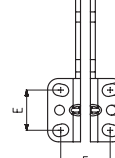
133
Pagina/Page: 15



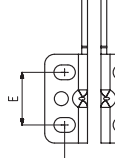
MODELLO NR (N° MODELLE) : 113-1



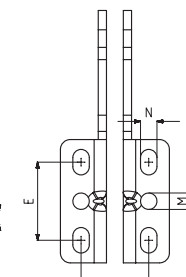
MODELLO NR (N° MODELLE) : 113-2



MODELLO NR (N° MODELLE) : 113-3



MODELLO NR (N° MODELLE) : 113-4



MODELLO NR (N° MODELLE) : 113-5



MODELLO NR	A	B	C	D	E	F	G	H	H2	J	K	L	M	N	X1	X2
113 - 1	32	32	40	28	17,5	20	22,5	73	128	10	M5	148	-	5x9	12	30
113 - 2	34	45	60	47	20	29,5	34	90	149	14	M6	184	Ø 6	6x10	13	48
113 - 3	38,5	46	58	42	24,5	30	41	107	183	14	M 8	215	Ø 6	7x9,5	16	44
113 - 4	54	60	91	73	32	36	46,5	135	230	19	M10	296	Ø 8,5	9x13	18	74
113 - 5	75	66	117	92	47,5	42	54	177	291	25,5	M12	345	Ø 10	10x15,5	25	95