



MODELLO NR	F1 (N)	F2 (N)	F3 (N)	F4 (N)	Fi (N)	Vn (dm <sup>3</sup> )	ANGOLO (ANGLE) (± 5 °)	PESO (POIDS) (gr ±%2)	BAR
652 - 2	1200	700	1400	925	300	0,25	90 °	570	6
652 - 3	2000	1400	2500	1560	500	0,51	90 °	910	6

F1 - F2: FORZA DI ESERCIZIO ( FORCE EXERCÉE ), F3 - F4 : CAPACITA' DI TENUTA ( CAPACITE DE MAINTIEN ), Fi : FORZA APPLICATA ( FORCE APPLIQUEE )

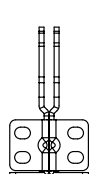
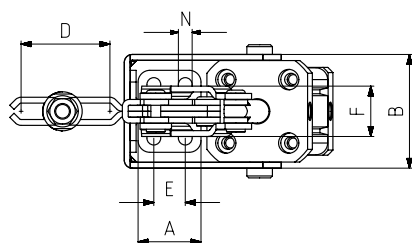
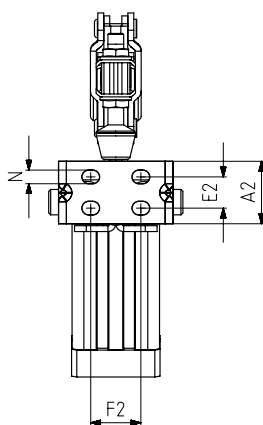
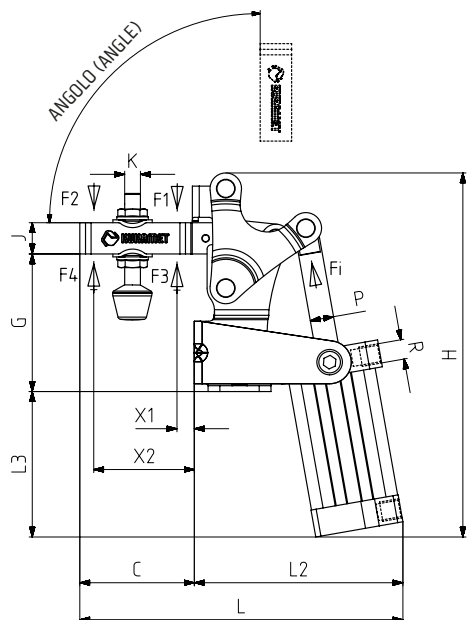
Vn, CONSUMO D'ARIA PER DOPPIA CORSA IN dm<sup>3</sup> A 6 BAR. ( Vn = consommation d'air aller retour à 6 bar )

## Base Verticale

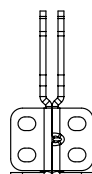
Corps Avec Base de Montage Verticale

**Con pistone quadro e fessura per il sensore**

Piston carré et rainure de fixation capteur



MODELLO NR (N° MODELE) : 652-2



MODELLO NR (N° MODELE) : 652-3



651

Pagina/Page: 75





651-H

Pagina/Page: 76



252

Pagina/Page: 38



## Cilindrico pneumatico a doppia azione, magnetico e con ammortizzatore

Vérin à double effet : magnétique et avec amortisseur

MODELLO NR	A	A2	B	C	D	E	E2	F	F2	G	H	J	K	L	L2	L3	N	X1	X2	P	R	PISTON Ø
652 - 2	26	26	51	54	42	12,5	12,5	27	27	65	156	13	M6	145	91	59	6x8	12	42	Ø 10	G1/8	25
652 - 3	32	32	60	57	42	16	16	25,5	25,5	70,5	188	16	M8	165	108	76	7x9	15	42	Ø 12	G1/8	32