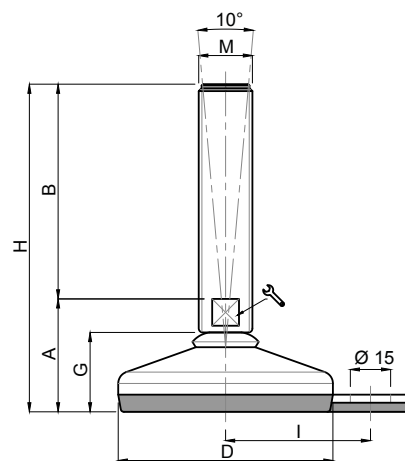































## Embases hygiéniques

Ø 60

Embase inox  
Tige inox + Rondelle  
Pied articulé oscillant fixe



CODE	DÉSIGNATION	DIMENSIONS								CHARGE MAXI
		A	B	D		M	G	H	I	
Standard										
MA-24510/RB/F	M10x50	35	50	60	14 	M10	27	85	45	7 000
MA-24512/RB/F	M10x75	35	75	60	14 	M10	27	110	45	7 000
MA-24514/RB/F	M10x100	35	100	60	14 	M10	27	135	45	7 000
MA-24516/RB/F	M10x125	35	125	60	14 	M10	27	160	45	7 000
MA-24610/RB/F	M12x50	35	50	60	14 	M12	27	85	45	7 000
MA-24612/RB/F	M12x75	35	75	60	14 	M12	27	110	45	7 000
MA-24614/RB/F	M12x100	35	100	60	14 	M12	27	135	45	7 000
MA-24616/RB/F	M12x125	35	125	60	14 	M12	27	160	45	7 000
MA-24618/RB/F	M12x150	35	150	60	14 	M12	27	185	45	7 000
MA-24710/RB/F	M14x75	35	75	60	14 	M14	27	110	45	7 000
MA-24712/RB/F	M14x100	35	100	60	14 	M14	27	135	45	7 000
MA-24714/RB/F	M14x125	35	125	60	14 	M14	27	160	45	7 000
MA-24716/RB/F	M14x150	35	150	60	14 	M14	27	185	45	7 000
MA-24718/RB/F	M14x175	35	175	60	14 	M14	27	210	45	7 000
MA-24814/RB/F	M16x75	40	75	60	13 	M16	27	115	45	7 000
MA-24816/RB/F	M16x100	40	100	60	13 	M16	27	140	45	7 000
MA-24818/RB/F	M16x125	40	125	60	13 	M16	27	165	45	7 000
MA-24820/RB/F	M16x150	40	150	60	13 	M16	27	190	45	7 000
MA-24822/RB/F	M16x175	40	175	60	13 	M16	27	215	45	7 000
MA-24824/RB/F	M16x200	40	200	60	13 	M16	27	240	45	7 000
MA-24910/RB/F	M20x75	40	75	60	17 	M20	27	115	45	7 000
MA-24912/RB/F	M20x100	40	100	60	17 	M20	27	140	45	7 000
MA-24914/RB/F	M20x125	40	125	60	17 	M20	27	165	45	7 000
MA-24916/RB/F	M20x150	40	150	60	17 	M20	27	190	45	7 000
MA-24918/RB/F	M20x175	40	175	60	17 	M20	27	215	45	7 000
MA-24920/RB/F	M20x200	40	200	60	17 	M20	27	240	45	7 000
MA-24922/RB/F	M20x225	40	225	60	17 	M20	27	265	45	7 000
MA-24924/RB/F	M20x250	40	250	60	17 	M20	27	290	45	7 000

### matière

Embase en inox AISI 304 (316 sur demande).  
Tige et rondelle en inox AISI 304 (316 sur demande) livrée sans écrou. Semelle en EPDM bleu.  
Egalement disponible en versions : semelle caoutchouc vulcanisé ou EPDM gris.

### note

Facilité de fixation due au grand entraxe tige-oreille. Excellent rapport performance/coût.  
Réalisation de dimensions et finitions spéciales de tiges filetées dès 200 pièces.  
Semelle extrêmement résistante aux ripages ou déplacements de machines.  
Excellente résistance aux produits alcalins. Particulièrement adapté aux contraintes de nettoyage des environnements agro-alimentaire, pharmaceutique et chimique.

