
















## Embases plastique & caoutchouc

**Ø 65**

Embase technopolymère  
Tige acier  
Pied articulé oscillant

Version inox p. 86



CODE		DÉSIGNATION	DIMENSIONS								CHARGE MAXI
Standard	avec semelle		A	B	D		M	G	H	H1	Newton
MA-18660/65	MA-18661/65	M12x50	43	50	65	10 	M12	33	93	96	13000
MA-18664/65	MA-18665/65	M12x100	43	100	65	10 	M12	33	143	146	13000
MA-18668/65	MA-18669/65	M12x150	43	150	65	10 	M12	33	193	196	13000
MA-18672/65	MA-18673/65	M16x100	43	100	65	13 	M16	33	143	146	18000
MA-18676/65	MA-18677/65	M16x150	43	150	65	13 	M16	33	193	196	18000
MA-18680/65	MA-18681/65	M16x200	43	200	65	13 	M16	33	243	246	18000
MA-18684/65	MA-18685/65	M20x100	45	100	65	17 	M20	33	145	148	18000
MA-18688/65	MA-18689/65	M20x150	45	150	65	17 	M20	33	195	198	18000
MA-18692/65	MA-18693/65	M20x200	45	200	65	17 	M20	33	245	248	18000
MA-18696/65	MA-18697/65	M20x250	45	250	65	17 	M20	33	295	298	18000
MA-18700/65	MA-18701/65	M24x100	45	100	65	20 	M24	33	145	148	18000
MA-18704/65	MA-18705/65	M24x150	45	150	65	20 	M24	33	195	198	18000
MA-18708/65	MA-18709/65	M24x200	45	200	65	20 	M24	33	245	248	18000
MA-18712/65	MA-18713/65	M24x250	45	250	65	20 	M24	33	295	298	18000

### matière

Embase en technopolymère noir mat renforcé fibre de verre.  
Tige en acier zingué livrée sans écrou. Semelle en caoutchouc NBR dureté 70° shore.  
Sur demande support livré sans semelle (code standard).

### note

Votre embase couleur RAL dès 1 500 pièces.  
Réalisation de dimensions et finitions spéciales de tiges filetées dès 300 pièces.  
Semelle spéciale (EPDM, nitrile, caoutchouc anti-trace...) sur demande.

